


Can you spot the mistakes?



## Exam Preparation Basics: Peer and Self-Correction Skills



# Aims

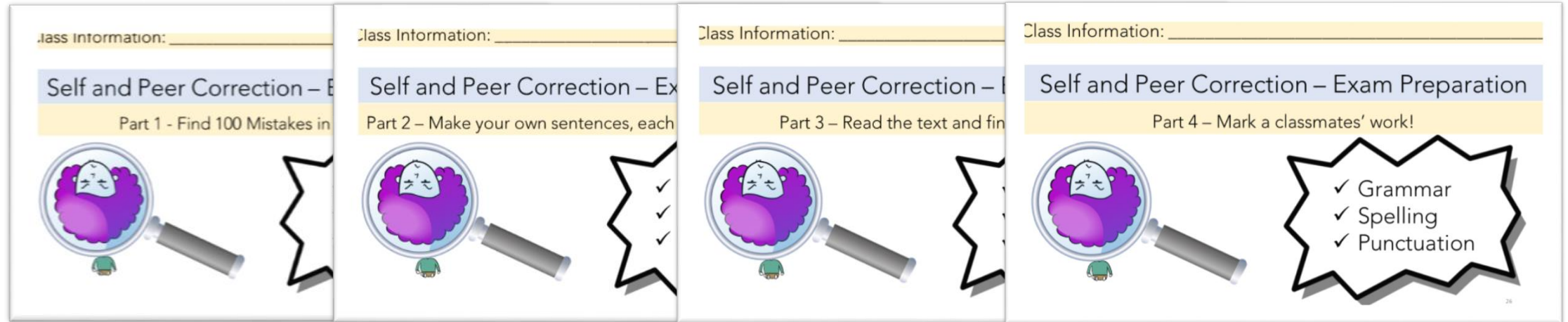
Prior to any traditional pen and paper-based English test where students will be writing sentences or even paragraphs, it's good to give students some simple practice at finding mistakes of grammar, spelling and punctuation. More specifically, these worksheets are focused on common silly mistakes that EFL students make when writing, such as forgotten capital letters and punctuation marks, basic tense mistakes and spelling of high-frequency words. This document aims to give EFL Primary school students that practice (P2-P4 age range, depending on ability).

Hopefully, after completing the worksheets in this document, they will be very much focused on spotting simple, silly mistakes in their own work when they take their tests.

The 2 kahoot quizzes can be used to finish off the lessons in a fun, interactive way.

# Materials Needed

- Worksheets 1 - 4 in this document




- Kahoot! *Top 100 Sight Words* by Ranter8or (Which word is wrong?)
- Kahoot! *How Many Mistakes?* By Ranter8or


Class Information: \_\_\_\_\_

# Self and Peer-Correction – Exam Preparation

Part 1 - Find 100 mistakes in 100 sentences



- ✓ Grammar
- ✓ Spelling
- ✓ Punctuation




When you take a test or exam, it is very important to check your answers.

Did you make any silly mistakes?

Does your grammar, spelling and punctuation look good????

Find 1 mistake in each sentence, circle it and re-write the sentence!



# Worksheet 1 Questions



1. What is his name.
2. where is he from?
3. What are you do?
4. He can eat the pizza?
5. What time is it
6. How often you go to the library?
7. What do you do yesterday?
8. Who do you go to school?
9. Do you like apple?
10. Do he like playing football?

What is his name?

---

---

---

---

---

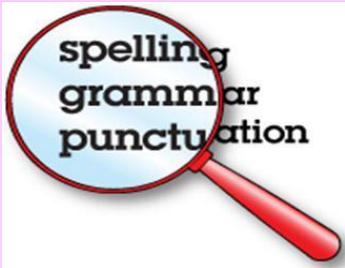
---

---

---

---

---



## Worksheet 2 Present Tense



1. My name is John
2. i am 10 years old.
3. His name is david.
4. He is 9 year old.
5. He live in Hong Kong.
6. He have a sister.
7. Her name is Penny
8. She like reading.
9. She likes to reading.
10. She likes to chat with her freinds.

---

---

---

---

---

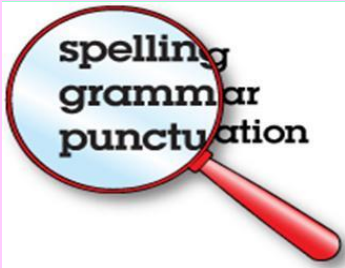
---

---

---

---

---



# Worksheet 3 Past Tense



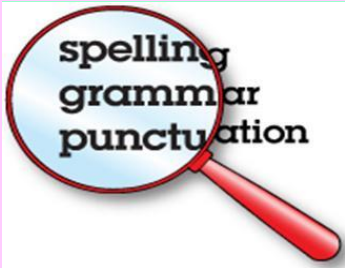
1. Four years ago I am 5 years old. \_\_\_\_\_
2. Last year I was 130cm tall \_\_\_\_\_
3. I got up late on the morning again. \_\_\_\_\_
4. Yesterday I tieded Kelly's bedroom. \_\_\_\_\_
5. In the afternoon I chated with my friends. \_\_\_\_\_
6. I didn't studied for the English test. \_\_\_\_\_
7. What did you do last weekend. \_\_\_\_\_
8. I was sick so I didn't went to school. \_\_\_\_\_
9. Last night I wathced TV at home. \_\_\_\_\_
10. it was raining today so I stayed home. \_\_\_\_\_



# Worksheet 4 Spelling



1. Some people write in a dairy every day. \_\_\_\_\_
2. What hapened yesterday? \_\_\_\_\_
3. I was so tried yesterday. \_\_\_\_\_
4. My room is Messi. \_\_\_\_\_
5. I worked the dog in the morning. \_\_\_\_\_
6. Simon had an old gold wacth. \_\_\_\_\_
7. Let's go out an have some fun. \_\_\_\_\_
8. They aet some cookies. \_\_\_\_\_
9. I like going to brithday parties. \_\_\_\_\_
10. My parents took me to Ocaen Park. \_\_\_\_\_



# Worksheet 5 Punctuation



1. Which date should you look at.
2. Hi Mike did you have a good weekend?
3. People enjoy hiking and fishing there
4. the story was fantastic!
5. Wow.
6. Did you enjoy the weekend!
7. i like swimming in the sea.
8. I watched a cartoon I painted a picture.
9. Lets go to the park.
10. I dont like pizza.

---

---

---

---

---


---

---

---

---


---



# Worksheet 6 Anything!!!!




1. I play games with my parents last night. \_\_\_\_\_
2. I tidy my room every saturday. \_\_\_\_\_
3. She got 100% becuase she studied hard. \_\_\_\_\_
4. Who is they? \_\_\_\_\_
5. I were tired so I didn't watch TV. \_\_\_\_\_
6. I like to chatt with my friends. \_\_\_\_\_
7. We chatted for one hour \_\_\_\_\_
8. Where deos she live? \_\_\_\_\_
9. Help annie complete her diary. \_\_\_\_\_
10. It was raining allday yesterday. \_\_\_\_\_



# Worksheet 7 Anything!!!!



1. The ate some cookies and drank some tea. \_\_\_\_\_
2. Jenny bought a watch chain four Simon. \_\_\_\_\_
3. The children is talking about food they like. \_\_\_\_\_
4. How are you today. \_\_\_\_\_
5. I didn't had any money yesterday. \_\_\_\_\_
6. What did do you in the holiday? \_\_\_\_\_
7. Did you enjoyed your holiday? \_\_\_\_\_
8. How tall were you last yaer? \_\_\_\_\_
9. I am reading a book abuot toys. \_\_\_\_\_
10. She is hard working. \_\_\_\_\_



# Worksheet 8 Anything!!!!



1. My and my friends love skiping.
2. Kelly wasnt here so I didn't know.
3. Evrey day I get up late.
4. How did Lucy felt on Sunday morning?
5. I like English and Maths
6. What did Pauls dad give his sister?
7. Who wrote this sentence?
8. No foo or drinks please.
9. Did you had a picnic last weekend?
10. Lets have fun learning English!

---

---

---

---

---

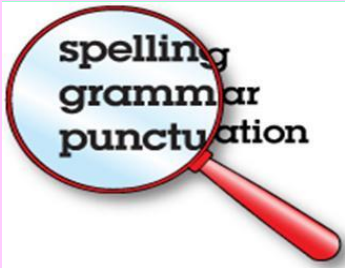
---

---

---

---


---



# Worksheet 9 Anything!!!!



1. Last year we collect 350 gifts for children. \_\_\_\_\_
2. Right your message inside the card. \_\_\_\_\_
3. I played comupter games in the holiday. \_\_\_\_\_
4. Simon an his twin sister live in a small house. \_\_\_\_\_
5. What are he doing? \_\_\_\_\_
6. She rode her bycicle to the shop. \_\_\_\_\_
7. Tinky go somewhere in the time machine. \_\_\_\_\_
8. I didn,t go to the cinema. \_\_\_\_\_
9. He doesn't no where Lamma Island is. \_\_\_\_\_
10. Lets have a picnic! \_\_\_\_\_



# Worksheet 10 Anything!!!!



1. Where is the mistake in hear? \_\_\_\_\_
2. Can you find the mitstake? \_\_\_\_\_
3. Please check the spelling! \_\_\_\_\_
4. Proof-reading mean looking for mistakes. \_\_\_\_\_
5. I don't like English grammer! \_\_\_\_\_
6. Punctuation is dificult to spell. \_\_\_\_\_
7. How many more sentences must I check. \_\_\_\_\_
8. I don't went to do this anymore. \_\_\_\_\_
9. There are only one more sentence to check. \_\_\_\_\_
10. Finally, one hundred sentences is done! \_\_\_\_\_






Class Information: \_\_\_\_\_

# Self and Peer-Correction – Exam Preparation

Part 2 – Make your own sentences, each with just one mistake!




- ✓ Grammar
- ✓ Spelling
- ✓ Punctuation


Now it's time to test your classmates!

Write 10 sentences with just 1 mistake.

Then show your list of sentences to your classmates and see if they can find the mistakes!

Remember to make mistakes with grammar, spelling and punctuation.





Can your classmates  
find your mistakes?




1.	_____	_____
2.	_____	_____
3.	_____	_____
4.	_____	_____
5.	_____	_____
6.	_____	_____
7.	_____	_____
8.	_____	_____
9.	_____	_____
10.	_____	_____



Class Information: \_\_\_\_\_

# Self and Peer-Correction – Exam Preparation

Part 3 – Read the text and find the mistakes!



- ✓ Grammar
- ✓ Spelling
- ✓ Punctuation



Read the text on the next page. There are *some* mistakes.

How many mistakes? Maybe there are 7, or 12, or 53 or 2, or 100,000,007....We are not telling you how many mistakes you must look for!

Let's see what mistakes you find ;)

Remember to look for mistakes with grammar, spelling and punctuation.



How many mistakes?



Circle with a pen or pencil every mistake you can find.

*Meet the Pandas*

*Le Le is a panda. He live at ocean park in Hong Kong. His best friend is Ying Ying. She is also panda. These two pandas come to Hong Kong in 2007. They are very popular. When they were young they was very small, but they are much bigger now. When they were babies they were pink, but they are black and white now. You can find out more about these panda on the interret. If you search 'Ocean Park giant pandas', you will find lots more infromation about these funny animals*







Class Information: \_\_\_\_\_

# Self and Peer-Correction – Exam Preparation

Part 4 – Mark a classmate's work!



- ✓ Grammar
- ✓ Spelling
- ✓ Punctuation




Your teacher will give you some writing that a classmate recently did. Your teacher has not marked it yet.

Can you help your teacher? Make a circle with a pencil around any mistakes you find in your classmate's work...

Remember to look for mistakes with grammar, spelling and punctuation.

Use the space on the next page to write down what kind of mistakes you found.



Mistake Found

Can you find any mistakes in your classmate's writing?

Correction



1.	<u>Last <b>sumer</b> I went to Japan.</u>	<u>SPELLING Last summer I went to Japan.</u>
2.	_____	_____
3.	_____	_____
4.	_____	_____
5.	_____	_____
6.	_____	_____
7.	_____	_____
8.	_____	_____
9.	_____	_____
10.	_____	_____